



F63G

BRONZE STORM VALVE

Angle Pattern - Geared

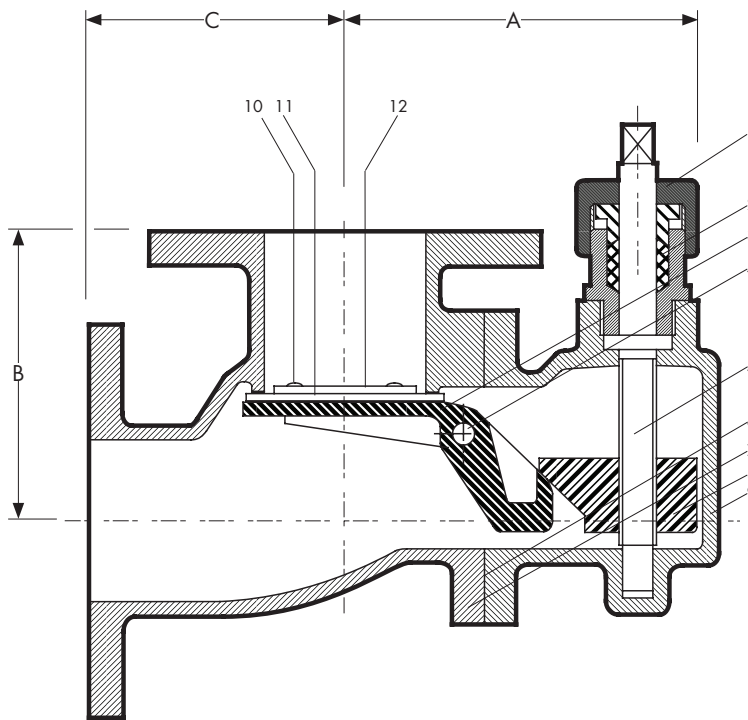
An AS 2129 E flanged cast bronze angle pattern back balanced flap with geared storm valve and bolted cover.

PRESSURE/TEMPERATURE RATING

Test pressure 482KPA (70PSI)

OPTIONS

Also available in Non Geared.
Handwheel operated on request.
Modifications available upon request.



DIMENSIONS - mm							MATERIAL SPECIFICATIONS			
Size	40	50	65	80	100	125	REF	Component	Material	AS or BS Specification
A	196	196	196	196	230	267	1	Gland Nut	DR. Brass	AS 1567-352
B	146	146	143	143	172	184	2	Packing	PTFE	Klinger K10
C	108	108	121	121	127	152	3	Flap	Cast Bronze LG2	AS 1565-C83600
Mass kg	9	11	18.5	20	29	48	4	Hinge Pin	Stainless Steel	316 S/S
							5	Spindle	DR. Brass	AS 1567-352
							6	Cover Gasket	Insertion Rubber	-
							7	Body	Cast Bronze LG2	AS 1565-C83600
							8	Locking Block	Cast Bronze LG2	AS 1565-C83600
							9	Cover	Cast Bronze LG2	AS 1565-C83600
							10	Flap Screws	Stainless Steel	316 S/S
							11	Flap Rubber	EPDM	-
							12	Flap Disc	Cast Bronze LG2	AS 1565-C83600
							13	Fasteners	Stainless Steel	316 S/S

Dimensions for larger sizes are available on request.

BUREAU VERITAS Section02214J

REVIEWED

subject to the observations in red
and only for parts concerning Classification.
All particulars not shown on this drawing and concerning
Classification to be as per Rules.


Neuilly-sur-Seine, 30-Oct-2012

[Electronic document]

The plan approval office

See Letter

Document Version | April 2014

 BUREAU VERITAS	Technical Comments Letter		30 Oct 2012
	Marine Division		O. Mail Ref. : DT2/12/03349
	BV Reg. No : 02214J Project : HMAS SUCCESS		Hull No :
	Yard(s) :		

Machinery – Drawings

Drawing No	Rev.	Title
Z63G	0	BRONZE STORM VALVE
Z600B	0	BRONZE GATE VALVE


Machinery - Comments on drawings

Drawing number **Z600B** Rev **0**
BRONZE GATE VALVE

ID : LPO695406 <i>To be dealt with</i>	Inspection and testing at works for the valves ... : Inspection and testing at works for the valves are to be carried out in accordance with BV Rules, Pt C, Ch 1, Sec 10-Table 38.
ID : LPO695407 <i>To be dealt with</i>	Since the material of the valves is bronze, ple... : Since the material of the valves is bronze, please note on the drawing that the valves are not allowed to be used as boiler blow-down valves connected to the shell plating. (Pt C, Ch 1, Sec 10-Table 5)

Note :

Meaning of comment type	
Comment type	Meaning
To be dealt with	the manufacturer or shipyard should reply the issued comments to the satisfaction of our attending Surveyor.
To be re-submitted	the manufacturer or shipyard should reply the issued comments to the satisfaction of our Plan Approval Office, without which the survey at works or shipyards cannot be completed.
Note	For information. No reply expected.

	Technical Comments Letter		30 Oct 2012
	Marine Division		O. Mail Ref. : DT2/12/03349
	BV Reg. No : 02214J Project : HMAS SUCCESS		Hull No :
	Yard(s) :		

Machinery - Comments on drawings

Drawing number **Z63G Rev 0**
BRONZE STORM VALVE

- | | |
|-------------------------|---|
| ID : LPO695408 | Inspection and testing at works for the valves ... : |
| <i>To be dealt with</i> | Inspection and testing at works for the valves are to be carried out in accordance with BV Rules, Pt C, Ch 1, Sec 10-Table 38. |
| ID : LPO695409 | Since the intention is to fit the valve on the ... : |
| <i>To be dealt with</i> | Since the intention is to fit the valve on the shell plate, then the valves should be provided with positive means of closing, i.e. with geared hand wheel. |
| ID : LPO695410 | Valves fitted on the ship side are to be provid... : |
| <i>To be dealt with</i> | Valves fitted on the ship side are to be provided with indicator showing whether it is open or closed. |
| ID : LPO695411 | Valves and distance pieces intended to be fitte... : |
| <i>To be dealt with</i> | Valves and distance pieces intended to be fitted on the ship side below the load waterline are to be subjected to hydrostatic tests under a pressure not less than 0.5 MPa. (Pt C, Ch 1, Sec 10-20.4.3.b)
The test pressure on the drawing is to be amended accordingly. |
| ID : LPO695412 | Since the material of the valves is bronze, ple... : |
| <i>To be dealt with</i> | Since the material of the valves is bronze, please note on the drawing that the valves are not allowed to be used as boiler blow-down valves connected to the shell plating. (Pt C, Ch 1, Sec 10-Table 5) |

Note :

Meaning of comment type	
Comment type	Meaning
To be dealt with	the manufacturer or shipyard should reply the issued comments to the satisfaction of our attending Surveyor.
To be re-submitted	the manufacturer or shipyard should reply the issued comments to the satisfaction of our Plan Approval Office, without which the survey at works or shipyards cannot be completed.
Note	For information. No reply expected.